



UNIVERSITY OF  
ARKANSAS.

---

**College of Engineering**  
*Engineering One-Stop*


# Parent & Supporters Session

**Pair-Share:**

---

**What has been the biggest  
takeaway, thus far?**

**What resources have  
surprised you, if any?**



# Session Objectives



## Engineering Student Resources

- First-Year Engineering Program
- Engineering One-Stop
- (Use the “Parent Guidebook” to follow along)



## How to Support Your Student

- Success in the Classroom
- Success Outside the Classroom

# First-Year Engineering Program (FEP)

- ✓ **Develop engineering problem-solving skills**
- ✓ **Proactive support to help in transition to college**  
Academic Advising, Peer Mentoring, Academic Coaching

- ✓ **Learn about all 9 ENGR disciplines to make an informed major choice**  
All students start with “Engineering First Year Student” as their major
- ✓ **Students announce their major in March during a Decision Day celebration.**

# Engineering One-Stop Overview (EOS)

- ★ Academic Advising
- ★ Peer Mentoring Program
- ★ Academic Coaching Program
- ★ Scholarship and Financial Aid Counselor
- ★ Study Abroad Advisor
- ★ Career Connections

Created to provide support for engineering students throughout their undergraduate career.

# Academic Advising

- Advising held through FEP and EOS
- Assigned Advisor in Early August
- Course Planning
- Understanding Major Requirements
- Students should contact [eos@uark.edu](mailto:eos@uark.edu) for academic advising questions during the summer.



# Academic Coaching Program (EOS)

## One-On-One Support:




### Academic Coaching

Time management, study skills, self-advocacy, academic rigor.



### Skills Coaching

Weekly schedules, study strategies, exam prep.



### Calculus Coaching

Calculus-specific study strategies and exam prep.

# Peer Mentoring Program (EOS)

- **Part of Intro to Engineering Grade**

Reinforce they are meeting

- **A Knowledgeable Resource**

Mentor has already walked your student's path

- **A Connection to Campus**

Building block for a new network; someone to support them







# UNIVERSITY OF ARKANSAS

## FINANCIAL AID INFORMATION & IMPORTANT DATES

### JULY

- Invoices available from the Treasurer's Office
- Departments start sending scholarship notices to the Financial Aid office
- Parent Plus Loan application becomes available

1

### JUNE

- Financial Aid Notices mailed to your home address
- Aid begins to be put on your UAConnect Financial Aid tile

2

### AUGUST

- State rosters arrive for posting on UAConnect
- Outside scholarships start arriving - visible on UAC once cleared by Treasurer
- Parent Plus and private loans begin to be put on UAC
- August 13  
- Aid can begin releasing to pay the bill
- August 19  
- First Day of Class

3

### SEPTEMBER

- September 3  
- Census date
- September 4  
Enrollment set  
- 3rd party payments, employee dependent waivers, and VA benefits begin to be applied

4

FINAID.UARK.EDU  
SCHOLARSHIPS.UARK.EDU



# UNIVERSITY OF ARKANSAS

## FINANCIAL AID CHECKLIST



Complete the 2024-2025 FAFSA



If an Arkansas resident, apply for state programs with the Arkansas Division of Higher Education (ADHE) by July 1st



Have outside scholarship checks mailed to the Treasurer's Office at: 640 N. Garland Ave, Ste 108, Fayetteville, AR 72701



Accept Federal Stafford loans in UAConnect, if needed



Have parents apply for Parent PLUS (studentaid.gov) or private alternative student loans as needed



Be sure to enroll in the required number of hours for grants, scholarships, and loans



Check with the Financial Aid and Scholarship Office if you are considering dropping a course at any time

FINAID.UARK.EDU  
SCHOLARSHIPS.UARK.EDU

# Where Should I Send My Student?

Where should I send my student?  
With questions about...



(LISTENING BREAK)

**Pair-Share:**

---

**What will my student need  
the most help with?**

**How will I support them?**



# Ways to Support Your Student During the Semester

Page 3, Parent & Supporters Guidebook

## Being a Partner in your Student's Success



### Success In the Classroom

- Syllabus
- Expectations
- Systems Check



### Success Outside the Classroom

- Self-Sufficient Skills
- Acknowledge the Transition

Success in the Classroom

# Adjusting Expectations

	High School	College
<b>Responsibility &amp; Time Management</b>	Reminders & support come from others (teachers/family/mentors)	Priorities and organizing tasks are managed by the student
<b>Self-Directed Learning</b>	The majority of coursework is done in class. Teachers guide the learning process	Expected to learn material BEFORE lectures, engage DURING class, and prepare AFTER class (2-3 hours of studying outside class per credit hour)
<b>Make-Up Credit</b>	Bonus/extra credit opportunities available (?)	Bonus/extra credit opportunities are rare. Students expected to seek help/support

# Secrets of the Syllabus



**What is a syllabus?**

**What will we find in a syllabus?**



# Secrets of the Syllabus



- How to make an A (grade breakdown)
- Course schedule (what will be taught each day)
- Class resources (software, textbooks, etc.)
- Professor expectations (assignment criteria, reaching the professor, attendance, etc.)

Success in the Classroom

In other words...  
**Continuous  
System  
Check**

- Time
- Content
- Resources
- Self-Care

**System Input**

**System Output**

- Grades
- Understanding




# Ways to Support Your Student During the Semester



*Success Outside of the Classroom*

# Encourage Self-Sufficient Skills



Teach them how to fish!



- **Self-Directed Learning**
- **Self-Advocacy**  
Example: Center for Educational Access (CEA)

# Acknowledge the Transition



- ✓ **Building a Success Network**

Peers, Faculty, Peer Mentors, Resources

- ✓ **Campus & Community Engagement**

Making an intentional effort

# Still Have Questions?



- **Have your student contact us and practice self-advocacy.**  
Parent Guidebook (page 0)
- **Watch the student modules with your student.**
- **Revisit the “Parent Guidebook”**  
Laptop requirements, campus resources,  
career connections, and more.

# 2-Day Orientation Schedule

## CHOOSE YOUR OWN ADVENTURE

The following opportunities are encouraged but not required. Once students have finished their class schedule and all questions have been answered, that concludes orientation.

**2:00–2:45 PM**

### **MONEY MATTERS & TECHNOLOGY NEEDS** *Arkansas Union, 4th Floor*

Representatives from the Treasurer's Office will be discussing frequently asked questions, important to do's and more. The University Tech Store will share technology requirements, recommendations, and ways they can serve students from equipment repairs to purchase.

**UNTIL 5:00 PM**

### **ID CARD PHOTO OR PICK UP** *Arkansas Union, Pick up and photo locations vary*

Students can pick up their ID card in the International Connections Lounge or have their photo taken in the Campus Card Office on the 3rd floor after their College Meeting has concluded and class schedule is finalized.

# 1-Day Orientation Schedule

## CHOOSE YOUR OWN ADVENTURE

The following opportunities are encouraged but not required. Once students have finished their class schedule and all questions have been answered, that concludes orientation.

**2:00–2:45 PM**

**MONEY MATTERS & TECHNOLOGY NEEDS** *Arkansas Union, 4th Floor Theatre*

Representatives from the Treasurer's Office will discuss frequently asked questions related to paying tuition and fees bill, important to do list items, and more. The University Tech Store will share university technology requirements, recommendations, and ways they can serve students from equipment repairs to purchases.

**2:30–3:45 PM**

**CAMPUS RESOURCE FAIR** *Arkansas Union, 5th Floor*

Visit with UARK representatives from across campus to learn more about opportunities for involvement, resources on campus, and more.

**UNTIL 5:00 PM**

**ID CARD PICK UP** *Arkansas Union, Pick up and photo locations vary*

Students can pick up their ID card in the International Connections Lounge or have their photo taken in the Campus Card Office located on the 3rd floor after their College Meeting has concluded and class schedule is finalized.